

City of Buena Park 2015 Public Participation Districting Kit

Printed Contents (in the Acrobat PDF file)

1. This information and instruction page.
2. Listing of criteria for district development.
3. Summary of City demographics.
4. Map with total population by population unit.
5. Map with major streets and landmarks labeled.
6. Map with population unit ID numbers.
7. Listing of demographic elements by population unit (to be used with item 6).
8. Three Population Unit maps on which to mark and submit proposed plan(s).

Electronic Contents (in the Microsoft Excel file)

1. A worksheet providing instructions on how to use the file.
2. A worksheet containing a data listing of demographic elements by population unit, with a blank column for district number entry.
3. A summary worksheet showing the demographics for each entered district and for any remaining unassigned area(s).

Also available on the City Website (in Acrobat PDF files)

1. One-page “simple kit” map
2. Map showing the Latino percent of citizen voting age population by Census Block.
3. Map showing the Asian-American percent of citizen voting age population by Census Block.

Instructions

1. Use the maps with the total population counts printed on them to aggregate the population in the population units to develop four council districts that are equal in population. An ideal district population is 20,133 persons (the total population of the City – 80,530 – divided by the number of council districts in the plan [four]). To be within the absolute maximum deviation of 5 percent of the ideal, each district must contain between 19,126 and 21,140 people.
2. Be careful not to split unnecessarily any obvious community of interest. Use the thematic maps and your knowledge of communities to identify these areas.
3. We encourage, but do not require, you to include an explanation of the goals, emphasis, and/or key communities of interest you focused on in developing the proposed plan.
4. **Paper submission:** Transfer your final map lines to a citywide map of population units using a thick black marking pen. Do not submit colored maps, as they will not fax, unless you can scan and email them. Submit your map to the City’s consultant, National Demographics, by mail (PO Box 5271, Glendale, California, 91221) or by fax (818-254-1221). Alternatively, send your submission(s) and comment(s) to the City Clerk, who will forward them to NDC for you.
5. **Electronic submission:** email the Excel file containing your district assignments to djohnson@NDCresearch.com.
6. If you have any questions, please contact Douglas Johnson, NDC consultant, at (310) 200-2058.

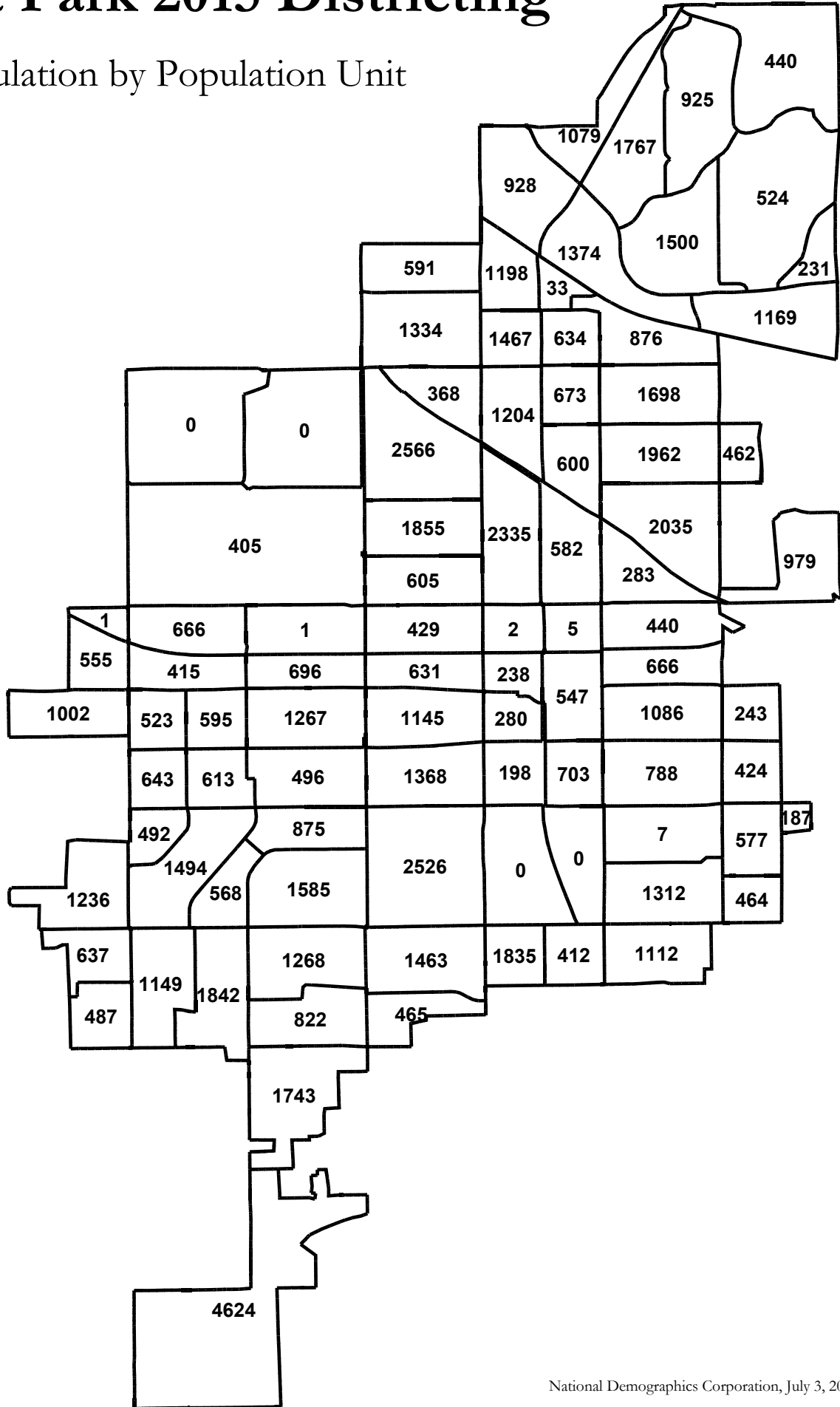
Buena Park 2015 Redistricting Criteria

1. Each council district shall contain a nearly equal population as required by law;
2. Each council district shall be drawn in a manner that complies with the Federal Voting Rights Act;
3. Each council district shall not be drawn with race as the predominate factor in violation of the principles established by the United States Supreme Court in Shaw v. Reno, 509 U.S. 630 (1993), and its progeny;
4. Each council district shall consist of contiguous territory in as compact form as possible;
5. Each council district shall respect communities of interest as much as possible;
6. Each council district border shall follow visible natural and man-made geographical and topographical features as much as possible;
7. Each council district shall attempt to avoid head-to-head contests between incumbent Council members insofar as this does not conflict with federal or state law;
8. Council districts known to be areas of higher-than-average population growth in the two to five years following this boundary line adjustment may be under populated within the population deviation amounts allowed by law.

City of Buena Park					
Race/Ethnic Profile	Count	Percent	ACS Profile	Count	Percent
Total Population	80,530		ACS Total Population	80,742	
Latino	31,638	39%	Age 0 - 19	23,351	29%
Non-Hispanic (NH) White	22,302	28%	Age 20 - 60	45,401	56%
NH African American	3,039	4%	Age 60+	11,990	15%
NH Native American	398	0%	Age 65+	8,747	11%
NH Asian American	21,983	27%	Immigrant	30,579	38%
NH Pacific Islander	468	1%	Age 5+	75,562	
NH Other	188	0%	Speaks English at home	34,375	45%
NH Multi-Race	514	1%	Speaks Spanish at home	21,120	28%
Voting Age Population	60,169	75%	Speaks an Asian language at home	15,606	21%
Latino	20,731	34%	Speaks other language at home	4,460	6%
NH White	18,819	31%	Speaks English only "well" or less	22,394	30%
NH African American	2,125	4%	Age 25+	51,281	
NH Native American	324	1%	Age 25+, no HS degree	9,953	19%
NH Asian American	17,392	29%	Age 25+, HS degree (only)	27,135	53%
NH Pacific Islander	336	1%	Age 25+, bachelor degree (only)	10,788	21%
NH Other	119	0%	Age 25+, graduate degree	3,405	7%
NH Multi-Race	323	1%	Households (HH)	23,013	
Citizen Voting Age Pop. Total	46,772		HH Income \$0-25k	3,966	17%
CVAP Latino	13,706	29%	HH Income \$25-50k	5,283	23%
CVAP NH White	17,773	38%	HH Income \$50-75k	4,264	19%
CVAP NH African-American	2,033	4%	HH Income \$75-200k	8,582	37%
CVAP Asian-American	12,181	26%	HH Income \$200k+	919	4%
CVAP Other	1,378	3%	Housing units	23,897	
Nov. 2012 Registration	40,044		Vacant	885	4%
Nov. 2012 Latino Reg	12,368	31%	Occupied	23,013	96%
Nov. 2012 Asian-Surnamed Reg.	4,866	12%	Rented	10,665	46%
Nov. 2012 Filipino-Surnamed Reg.	1,328	3%	Owned	12,348	54%
Nov. 2012 total voters	23,710	59%	Single-Family	15,204	64%
Nov. 2012 Latino voters	6,921	29%	Multi-Family	8,693	36%
Nov. 2012 Asian-Surnamed voters	2,502	11%			
Nov. 2012 Filipino-Surnamed voters	778	3%			
Sources: 2010 Census, California Statewide Database, and the 2009-2013 American Community Survey.					

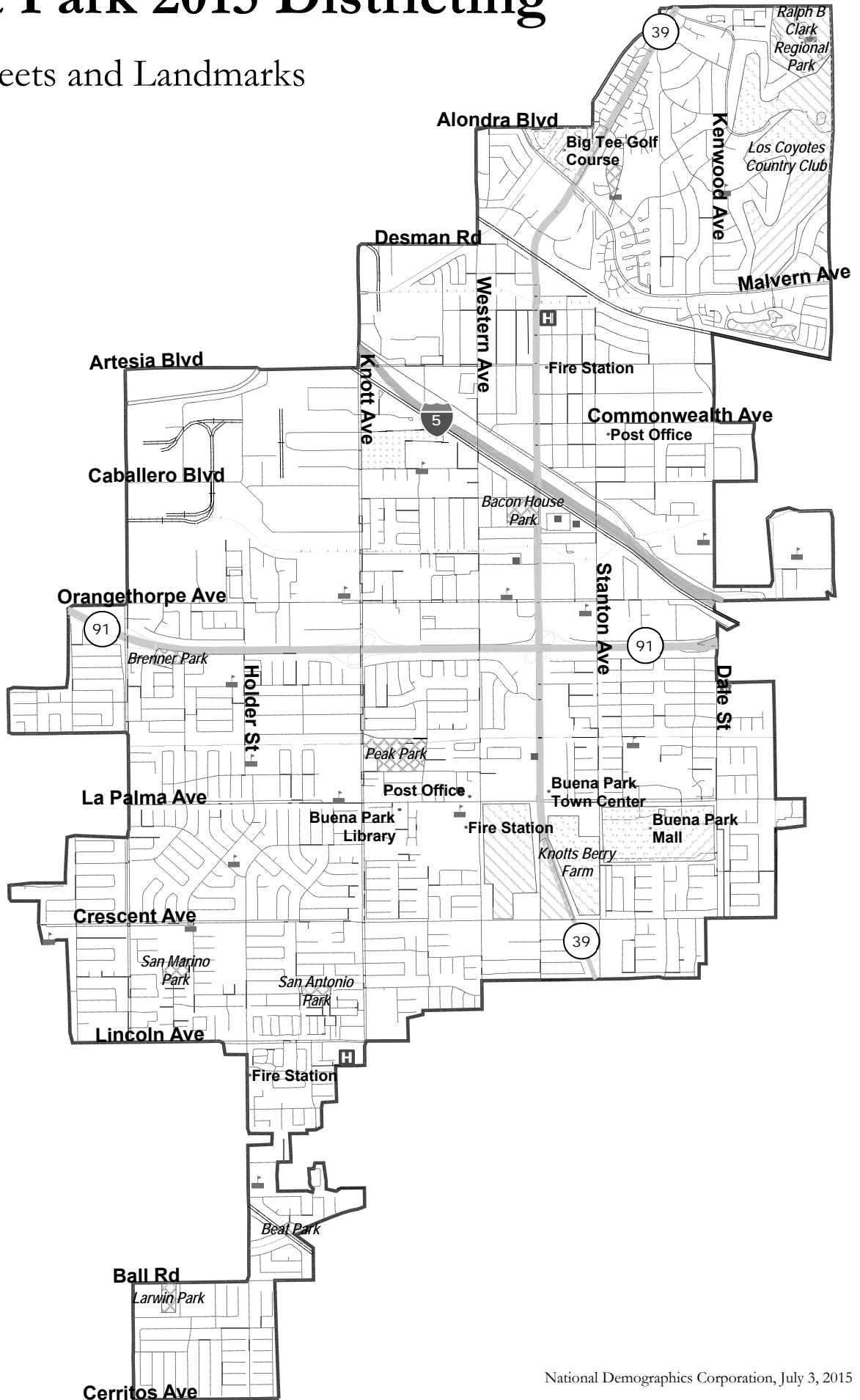
Buena Park 2015 Districting

Total Population by Population Unit



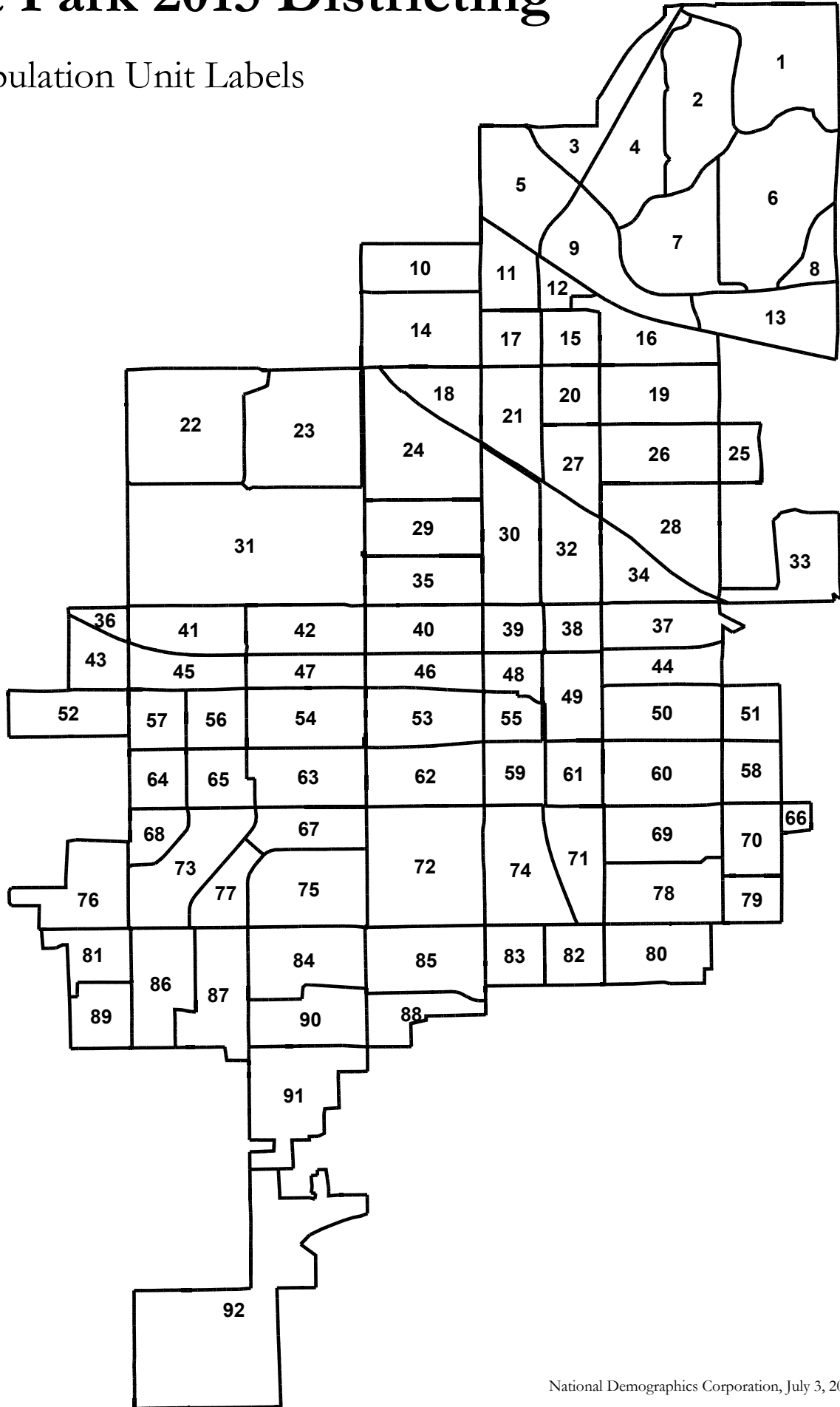
Buena Park 2015 Districting

Streets and Landmarks



Buena Park 2015 Districting

Population Unit Labels



NDC

Demographics by Population Unit

Pop Unit	Total Population				Voting Age Population				Citizen Voting Age Population				12 Nov. Voter Registration				12 Nov. Voter Turnout			
	Total	Hisp	NH Wht	NH Asn	VAP	Hisp	NH Wht	NH Asn	CVAP	Hisp	NH Wht	NH Asn	Total	Latino	Asn	Fil	Total	Latino	Asn	Fil
43	555	168	260	98	433	125	210	76	426	229	188	29	346	83	27	16	252	63	19	14
44	666	281	259	99	497	183	220	76	465	120	253	83	347	118	17	11	186	61	7	6
45	415	96	166	133	326	73	137	105	312	71	114	79	246	76	19	7	153	45	11	4
46	631	212	241	142	499	149	200	124	398	112	207	80	453	142	34	13	282	84	20	8
47	696	322	262	81	520	219	213	65	386	163	131	57	327	102	24	10	204	61	15	5
48	238	97	101	20	182	68	86	15	150	78	66	8	149	52	7	4	80	27	3	3
49	547	199	157	149	423	138	138	117	348	158	106	64	318	109	17	10	190	63	9	7
50	1,086	375	485	177	840	257	420	132	804	157	508	123	709	224	54	26	475	147	33	16
51	243	69	80	84	187	42	68	70	207	45	73	96	92	27	8	4	61	18	4	2
52	1,002	355	424	177	737	231	339	136	726	422	304	52	573	161	27	25	396	105	18	17
53	1,145	514	402	174	863	356	323	146	688	227	298	138	629	220	57	22	386	136	32	14
54	1,267	758	166	305	937	525	136	245	696	390	83	215	689	350	75	19	404	216	37	6
55	280	120	123	30	214	80	105	24	176	90	81	13	169	65	7	4	91	33	3	3
56	595	140	242	172	483	102	209	143	356	82	175	74	384	74	54	10	250	43	28	6
57	523	114	195	191	407	76	165	147	365	53	172	131	317	61	44	8	207	36	23	5
58	424	164	190	53	322	107	167	38	357	115	178	52	290	82	27	12	186	52	15	5
59	198	77	90	24	157	58	76	20	129	66	58	11	161	57	8	5	86	29	3	3
60	788	199	219	333	589	135	175	255	579	76	226	197	459	140	38	18	303	91	22	10
61	703	374	135	138	490	227	110	108	403	260	85	59	308	106	17	10	196	65	11	7
62	1,368	579	333	384	1,024	391	278	309	816	220	241	315	684	250	56	25	421	154	32	16
63	496	143	213	126	393	98	180	106	292	73	110	93	304	154	33	9	178	95	17	3
64	643	189	222	190	473	128	180	138	405	47	210	134	334	99	34	9	218	60	20	5
65	613	208	251	144	468	133	223	103	338	104	187	52	404	119	41	10	264	73	24	6
66	187	60	71	47	140	40	60	34	127	28	65	31	40	12	3	4	24	7	1	3
67	875	269	331	229	680	186	283	176	628	162	292	144	507	139	53	11	338	90	34	5
68	492	102	198	151	387	61	175	119	387	86	167	97	319	93	33	8	208	57	19	5
69	7	4	1	1	3	2	0	0	3	2	0	0	4	1	0	0	2	1	0	0
70	577	200	186	177	438	127	163	136	331	101	123	91	356	114	31	22	220	67	16	17
71	0	0	0	0	0	0	0	0	0	0	0	0	0	0	0	0	0	0	0	0
72	2,526	756	811	767	1,895	507	675	585	1,405	535	565	135	1,344	398	117	44	838	244	67	24
73	1,494	369	637	423	1,169	248	528	340	1,168	350	504	277	965	243	87	41	607	148	50	25
74	0	0	0	0	0	0	0	0	0	0	0	0	0	0	0	0	0	0	0	0
75	1,585	533	629	366	1,221	341	547	290	1,127	298	563	236	943	258	100	20	630	167	63	8
76	1,236	215	490	494	977	152	419	378	711	122	266	253	758	164	111	20	488	94	63	11
77	568	164	209	167	456	112	182	142	456	158	174	116	345	87	30	15	217	53	17	9
78	1,312	506	415	315	1,039	348	362	272	1,122	433	375	235	790	257	73	44	489	151	38	34
79	464	152	160	135	356	111	128	104	269	89	97	69	247	74	16	23	151	42	9	18
80	1,112	197	342	518	921	150	298	435	668	87	248	339	720	176	151	45	486	109	102	28
81	637	205	244	144	497	147	203	108	445	97	177	77	320	92	19	13	198	56	11	8
82	412	173	150	68	316	123	131	50	238	81	122	40	249	96	11	6	135	49	5	4
83	1,835	1,190	291	197	1,231	724	252	150	677	254	337	68	485	191	25	11	252	95	10	7
84	1,268	324	518	321	988	233	429	260	1,075	173	556	269	886	207	143	31	580	124	81	16

Pop	Total Population				Voting Age Population				Citizen Voting Age Population				12 Nov. Voter Registration				12 Nov. Voter Turnout			
Unit	Total	Hisp	NH Wht	NH Asn	VAP	Hisp	NH Wht	NH Asn	CVAP	Hisp	NH Wht	NH Asn	Total	Latino	Asn	Fil	Total	Latino	Asn	Fil
85	1,463	514	536	344	1,121	345	450	276	901	217	472	105	845	233	69	26	519	137	43	15
86	1,149	376	354	266	836	242	300	199	798	201	290	201	517	154	46	15	292	83	24	6
87	1,842	542	515	653	1,369	356	422	504	1,206	279	404	416	703	210	63	21	397	112	33	8
88	465	139	125	152	364	102	113	119	293	64	118	45	291	80	26	10	171	45	16	6
89	487	162	200	105	380	115	168	82	341	76	147	58	267	77	16	11	166	47	9	6
90	822	143	342	301	707	111	316	252	770	82	409	261	464	108	57	12	312	67	34	6
91	1,743	298	594	785	1,393	206	517	615	1,005	112	500	332	999	163	205	48	632	106	104	35
92	4,624	1,344	2,048	963	3,457	913	1,626	728	3,104	559	1,779	685	2,709	640	189	89	1,709	394	111	49

Buena Park 2015 Districting

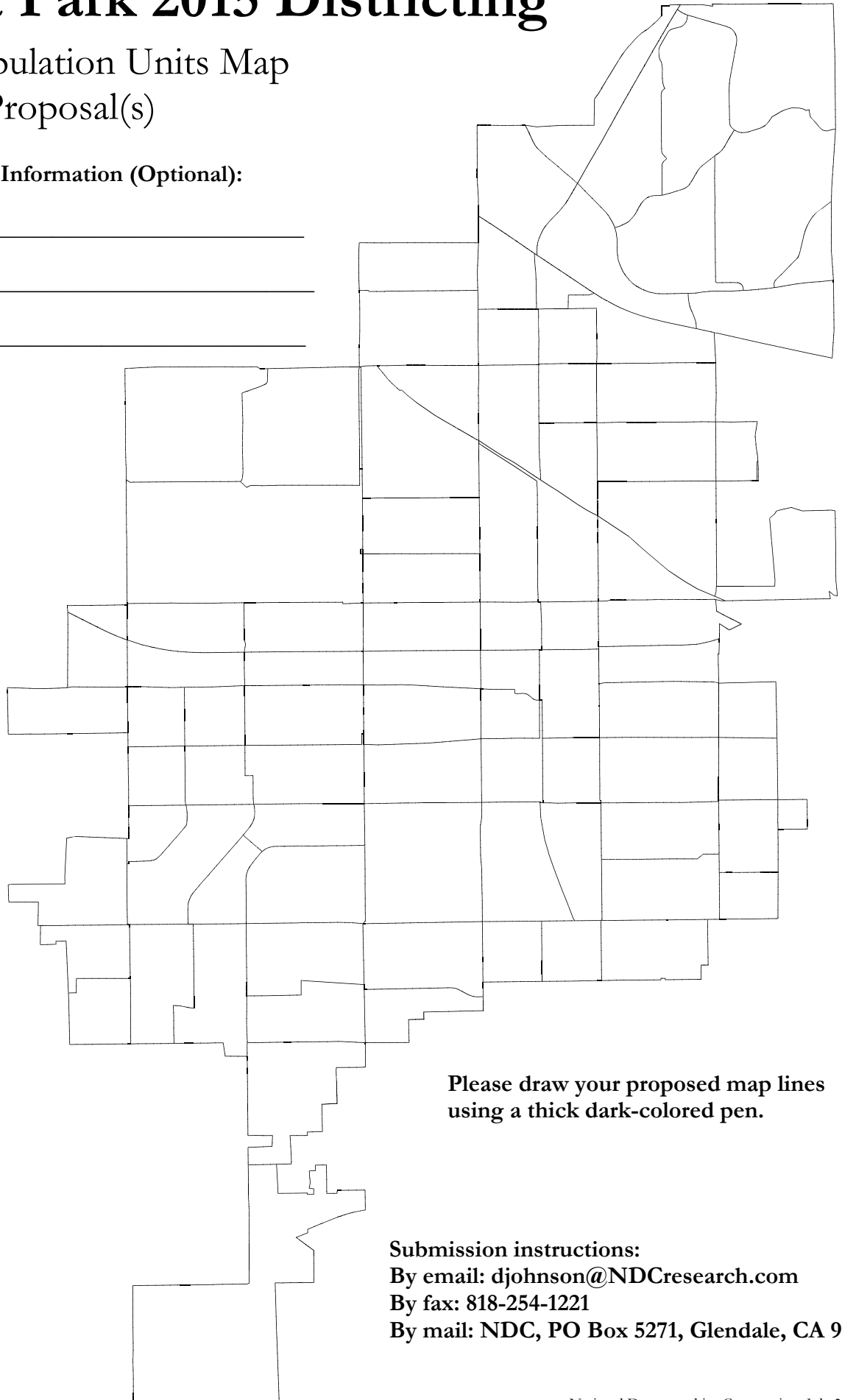
Blank Population Units Map
for Plan Proposal(s)

Submitter Contact Information (Optional):

Name: _____

Email: _____

Phone: _____



**Please draw your proposed map lines
using a thick dark-colored pen.**

Submission instructions:

By email: djohnson@NDCresearch.com

By fax: 818-254-1221

By mail: NDC, PO Box 5271, Glendale, CA 91221

Buena Park 2015 Districting

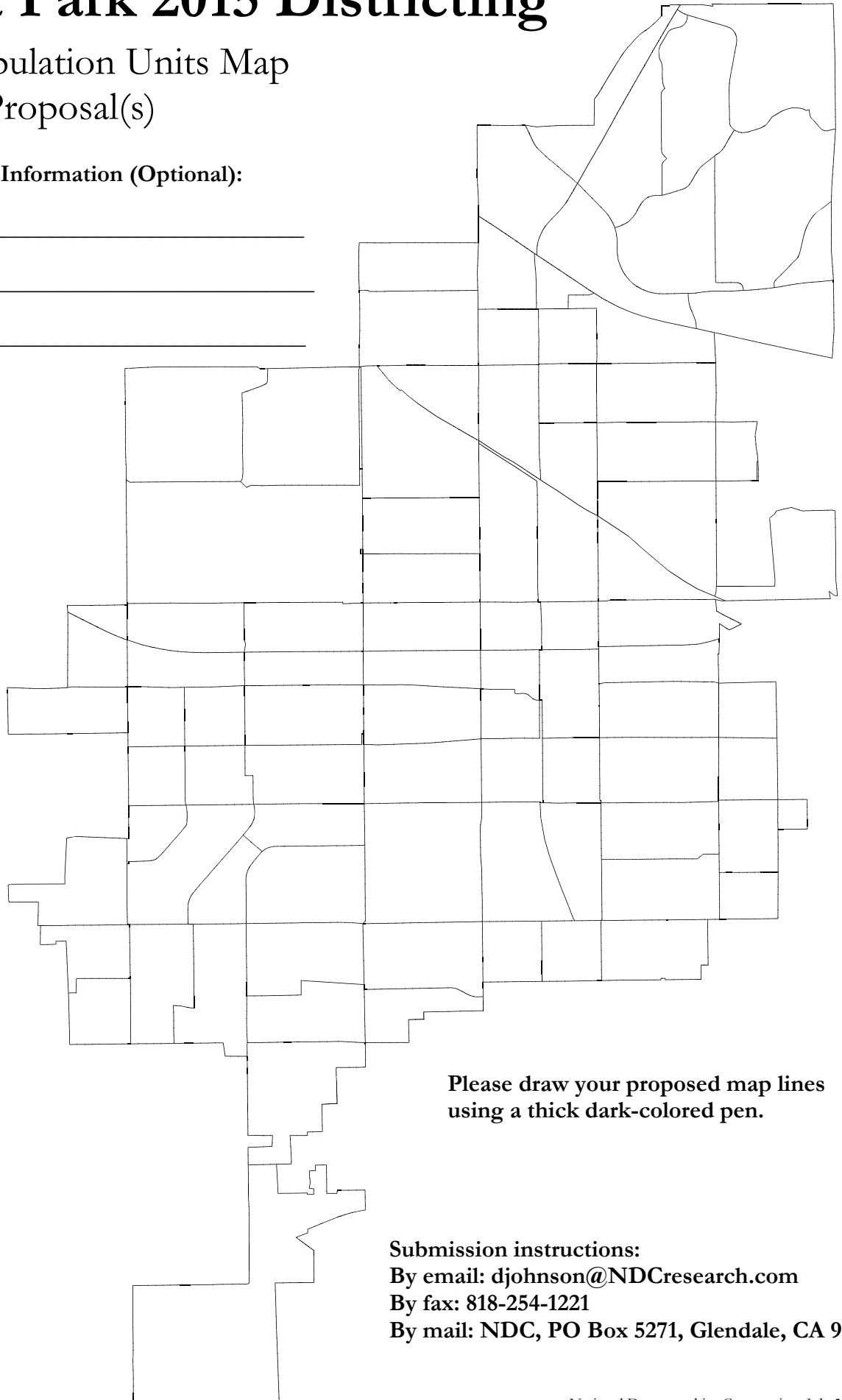
Blank Population Units Map
for Plan Proposal(s)

Submitter Contact Information (Optional):

Name: _____

Email: _____

Phone: _____



**Please draw your proposed map lines
using a thick dark-colored pen.**

Submission instructions:

By email: djohnson@NDCresearch.com

By fax: 818-254-1221

By mail: NDC, PO Box 5271, Glendale, CA 91221

Buena Park 2015 Districting

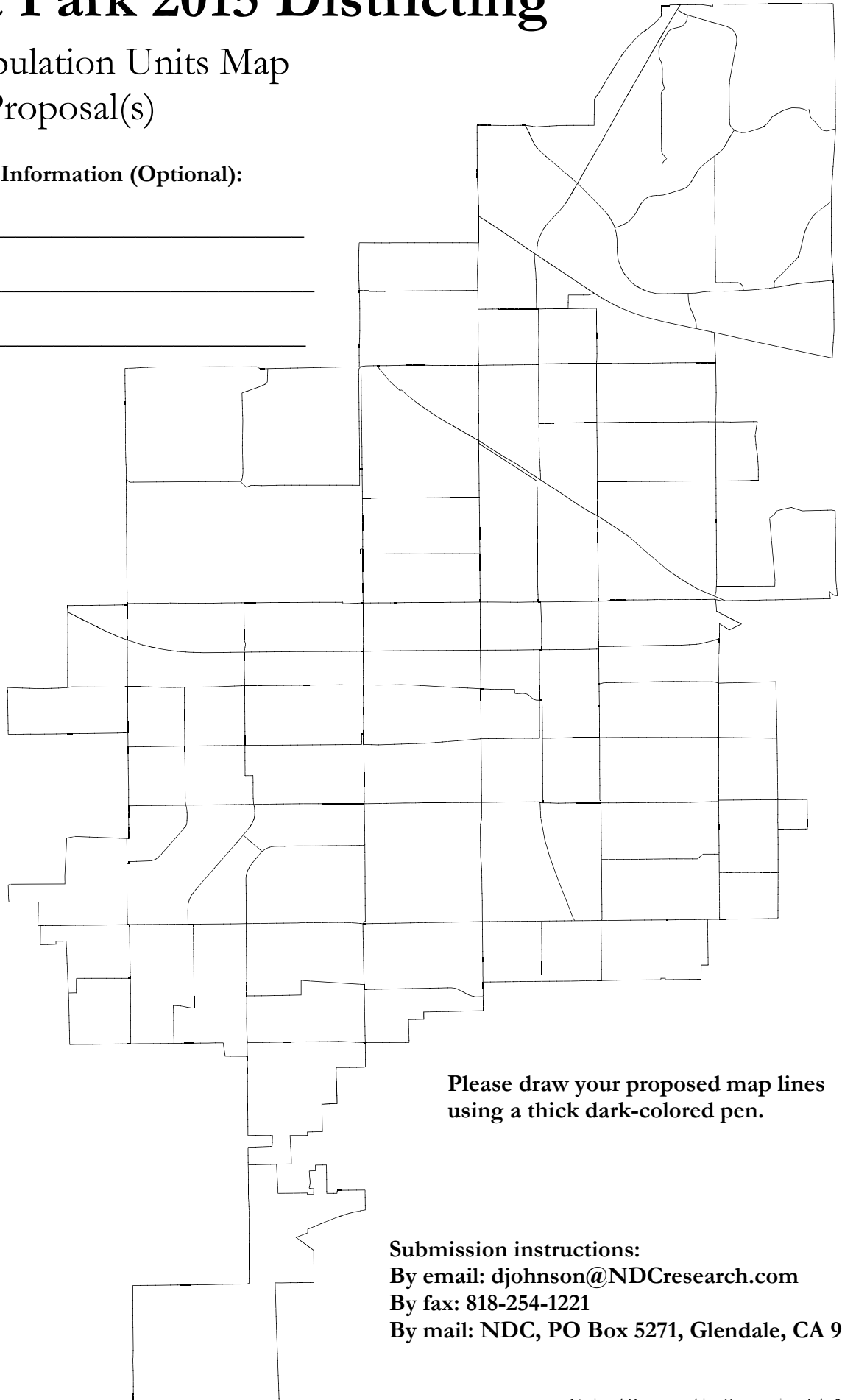
Blank Population Units Map
for Plan Proposal(s)

Submitter Contact Information (Optional):

Name: _____

Email: _____

Phone: _____



**Please draw your proposed map lines
using a thick dark-colored pen.**

Submission instructions:

By email: djohnson@NDCresearch.com

By fax: 818-254-1221

By mail: NDC, PO Box 5271, Glendale, CA 91221